




QUARTERLY REPORT OF REVENUE AND OTHER RECEIPTS
As at the Quarter Ending June 30, 2024


Department : State Universities and Colleges (SUCs)
 Agency/Entity : Central Philippines State University
 Operating Unit : < not applicable >
 Organization Code (UACS) : 08 063 0000000
 Fund Cluster : 01 - Regular Agency Fund

Classification/Sources of Revenue and Other Receipts	UACS CODE	REVENUE TARGET (Annual) per BESF	Actual Revenue and Other Receipts Collections				Cumulative Remittance/Deposits to Date			Variance		Remarks	
			1st Quarter Ending March 31	2nd Quarter Ending June 30	3rd Quarter Ending September 30	4th Quarter Ending December 31	Total	Remittance to BTr	Deposited with AGDB	Total	Amount		%
1	2	3	4	5	6	7	8=(4+5+6+7)	9	10	11=(9+10)	12=(8-3)	13=(12/3)	14
Regular Agency Fund		0.00	450,127.87	57,543.08	0.00	0.00	507,670.95	507,670.95	0.00	507,670.95	507,670.95	0 %	
Non-Revenue Collections/Other Receipts		0.00	450,127.87	57,543.08	0.00	0.00	507,670.95	507,670.95	0.00	507,670.95	507,670.95	0 %	
Cash Receipts		0.00	450,127.87	57,543.08	0.00	0.00	507,670.95	507,670.95	0.00	507,670.95	507,670.95	0 %	
Others		0.00	450,127.87	57,543.08	0.00	0.00	507,670.95	507,670.95	0.00	507,670.95	507,670.95	0 %	
Advances for Operation Expenses	1990101000	0.00	33,691.56	21,833.85	0.00	0.00	55,525.41	55,525.41	0.00	55,525.41	55,525.41	0 %	
Advances to Officers and Employees	1990104000	0.00	415,210.05	34,676.97	0.00	0.00	449,887.02	449,887.02	0.00	449,887.02	449,887.02	0 %	
PERA - Civilian	5010201001	0.00	0.00	1,032.26	0.00	0.00	1,032.26	1,032.26	0.00	1,032.26	1,032.26	0 %	
Labor and Wages	5021601000	0.00	1,226.26	0.00	0.00	0.00	1,226.26	1,226.26	0.00	1,226.26	1,226.26	0 %	
GRAND TOTAL		0.00	450,127.87	57,543.08	0.00	0.00	507,670.95	507,670.95	0.00	507,670.95	507,670.95	0 %	

Certified Correct:

 ERFA B. GETONZO, CPA
 CHIEF ACCOUNTANT
 Date: July 22, 2024 11:05 AM

Certified Correct:

 CHRISTIAN S. TAGUINES
 BUDGET OFFICER
 Date: July 22, 2024 11:05 AM


Recommending Approval By:

 MARC ALEXEI CAESAR BELASOTO BADAJOS, PAE, PH. D.
 VICE PRESIDENT FOR ADMINISTRATION AND FINANCE
 Date: July 22, 2024 03:27 PM


Approved By:

 ALADINO CUIZON MORACA, PH. D.
 SUC PRESIDENT II
 Date: July 22, 2024 04:39 PM


QUARTERLY REPORT OF REVENUE AND OTHER RECEIPTS
As at the Quarter Ending June 30, 2024


Department : State Universities and Colleges (SUCs)
 Agency/Entity : Central Philippines State University
 Operating Unit : < not applicable >
 Organization Code (UACS) : 08 063 000000
 Fund Cluster : 05 - Internally Generated Funds

Classification/Sources of Revenue and Other Receipts	UACS CODE	REVENUE TARGET (Annual) per BESF	Actual Revenue and Other Receipts Collections					Cumulative Remittance/Deposits to Date			Variance		Remarks
			1st Quarter Ending March 31	2nd Quarter Ending June 30	3rd Quarter Ending September 30	4th Quarter Ending December 31	Total	Remittance to BTr	Deposited with AGDB	Total	Amount	%	
1	2	3	4	5	6	7	8=(4+5+6+7)	9	10	11=(9+10)	12=(8-3)	13=(12/3)	14
Internally Generated Funds		265,000,000.00	4,496,039.92	139,271,627.87	0.00	0.00	143,767,667.79	0.00	143,755,122.79	143,755,122.79	(121,232,332.21)	-46 %	
Revenue Collections		265,000,000.00	4,496,039.92	138,535,355.00	0.00	0.00	143,031,394.92	0.00	143,018,849.92	143,018,849.92	(121,968,605.08)	-46 %	
Cash Revenue		265,000,000.00	4,496,039.92	138,535,355.00	0.00	0.00	143,031,394.92	0.00	143,018,849.92	143,018,849.92	(121,968,605.08)	-46 %	
Non-Tax		265,000,000.00	4,496,039.92	138,535,355.00	0.00	0.00	143,031,394.92	0.00	143,018,849.92	143,018,849.92	(121,968,605.08)	-46 %	
Other Service Income	4020199099	1,000,000.00	21,000.00	105,830.00	0.00	0.00	126,830.00	0.00	126,830.00	126,830.00	(873,170.00)	-87 %	
Tuition Fees	4020201001	118,000,000.00	2,776,366.50	56,359,851.00	0.00	0.00	59,136,217.50	0.00	59,136,217.50	59,136,217.50	(58,863,782.50)	-50 %	
Other School Fees	4020201099	143,000,000.00	1,107,565.08	81,413,164.00	0.00	0.00	82,520,729.08	0.00	82,508,184.08	82,508,184.08	(60,479,270.92)	-42 %	
Other Sales	4020216099	1,000,000.00	0.00	162,250.00	0.00	0.00	162,250.00	0.00	162,250.00	162,250.00	(837,750.00)	-84 %	
Other Fees	4020217099	2,000,000.00	591,108.34	494,260.00	0.00	0.00	1,085,368.34	0.00	1,085,368.34	1,085,368.34	(914,631.66)	-46 %	
Non-Revenue Collections/Other Receipts		0.00	0.00	736,272.87	0.00	0.00	736,272.87	0.00	736,272.87	736,272.87	736,272.87	0 %	
Cash Receipts		0.00	0.00	736,272.87	0.00	0.00	736,272.87	0.00	736,272.87	736,272.87	736,272.87	0 %	
Others		0.00	0.00	736,272.87	0.00	0.00	736,272.87	0.00	736,272.87	736,272.87	736,272.87	0 %	
Petty Cash	1010102000	0.00	0.00	1,787.00	0.00	0.00	1,787.00	0.00	1,787.00	1,787.00	1,787.00	0 %	
Advances for Operation Expenses	1990101000	0.00	0.00	37,836.68	0.00	0.00	37,836.68	0.00	37,836.68	37,836.68	37,836.68	0 %	
Advances to Officers and Employees	1990104000	0.00	0.00	696,649.19	0.00	0.00	696,649.19	0.00	696,649.19	696,649.19	696,649.19	0 %	
GRAND TOTAL		265,000,000.00	4,496,039.92	139,271,627.87	0.00	0.00	143,767,667.79	0.00	143,755,122.79	143,755,122.79	(121,232,332.21)	-46 %	

Certified Correct:

 ERFA B. GETONZO, CPA
 CHIEF ACCOUNTANT
 Date: July 22, 2024 11:05 AM

Certified Correct:

 CHRISTIAN S. TAGUINES
 BUDGET OFFICER
 Date: July 22, 2024 11:05 AM


Recommending Approval By:

 MARC ALEXEI CAESAR BELASOTO BADAJOS, PAE, PH. D.
 VICE PRESIDENT FOR ADMINISTRATION AND FINANCE
 Date: July 22, 2024 03:27 PM


Approved By:

 ALADINO CULON MORACA, PH. D.
 SUC PRESIDENT II
 Date: July 22, 2024 04:39 PM


QUARTERLY REPORT OF REVENUE AND OTHER RECEIPTS
As at the Quarter Ending June 30, 2024


Department : State Universities and Colleges (SUCs)
 Agency/Entity : Central Philippines State University
 Operating Unit : < not applicable >
 Organization Code (UACS) : 08 063 0000000
 Fund Cluster : 06 - Business Related Funds

Classification/Sources of Revenue and Other Receipts	UACS CODE	REVENUE TARGET (Annual) per BESF	Actual Revenue and Other Receipts Collections				Cumulative Remittance/Deposits to Date			Variance		Remarks	
			1st Quarter Ending March 31	2nd Quarter Ending June 30	3rd Quarter Ending September 30	4th Quarter Ending December 31	Total	Remittance to BTr	Deposited with AGDB	Total	Amount		%
1	2	3	4	5	6	7	8=(4+5+6+7)	9	10	11=(9+10)	12=(8-3)	13=(12/3)	14
Business Related Funds		8,800,000.00	2,519,868.72	1,833,300.34	0.00	0.00	4,353,169.06	0.00	4,344,209.06	4,344,209.06	(4,446,830.94)	-51 %	
Revenue Collections		8,800,000.00	2,519,868.72	1,830,659.34	0.00	0.00	4,350,528.06	0.00	4,341,568.06	4,341,568.06	(4,449,471.94)	-51 %	
Cash Revenue		8,800,000.00	2,519,868.72	1,830,659.34	0.00	0.00	4,350,528.06	0.00	4,341,568.06	4,341,568.06	(4,449,471.94)	-51 %	
Non-Tax		8,800,000.00	2,519,868.72	1,830,659.34	0.00	0.00	4,350,528.06	0.00	4,341,568.06	4,341,568.06	(4,449,471.94)	-51 %	
Other Service Income	4020199099	1,239,000.00	302,797.78	361,810.44	0.00	0.00	664,608.22	0.00	655,648.22	655,648.22	(574,391.78)	-46 %	
Rent/Lease Income	4020205000	287,000.00	147,850.00	89,580.00	0.00	0.00	237,430.00	0.00	237,430.00	237,430.00	(49,570.00)	-17 %	
Income from Hostels/Dormitories and other Like facilities	4020213000	591,000.00	94,650.00	126,050.00	0.00	0.00	220,700.00	0.00	220,700.00	220,700.00	(370,300.00)	-63 %	
Entrance Fees	4020216003	133,000.00	10,020.00	4,500.00	0.00	0.00	14,520.00	0.00	14,520.00	14,520.00	(118,480.00)	-89 %	
Sale of Animals, Meat and Dairy	4020216006	499,000.00	389,160.45	73,010.59	0.00	0.00	462,171.04	0.00	462,171.04	462,171.04	(36,828.96)	-7 %	
Sale of Technology thru Payback	4020216007	0.00	0.00	0.00	0.00	0.00	0.00	0.00	0.00	0.00	0.00	0 %	
Other Sales	4020216099	6,051,000.00	1,575,390.49	108,436.12	0.00	0.00	1,683,826.61	0.00	1,683,826.61	1,683,826.61	(4,367,173.39)	-72 %	
Other Business Income	4020299099	0.00	0.00	1,067,272.19	0.00	0.00	1,067,272.19	0.00	1,067,272.19	1,067,272.19	1,067,272.19	0 %	
Non-Revenue Collections/Other Receipts		0.00	0.00	2,641.00	0.00	0.00	2,641.00	0.00	2,641.00	2,641.00	2,641.00	0 %	
Cash Receipts		0.00	0.00	2,641.00	0.00	0.00	2,641.00	0.00	2,641.00	2,641.00	2,641.00	0 %	
Others		0.00	0.00	2,641.00	0.00	0.00	2,641.00	0.00	2,641.00	2,641.00	2,641.00	0 %	
Advances to Officers and Employees	1990104000	0.00	0.00	2,641.00	0.00	0.00	2,641.00	0.00	2,641.00	2,641.00	2,641.00	0 %	
GRAND TOTAL		8,800,000.00	2,519,868.72	1,833,300.34	0.00	0.00	4,353,169.06	0.00	4,344,209.06	4,344,209.06	(4,446,830.94)	-51 %	

Certified Correct:

 ERFA B. GETONZO, CPA
 CHIEF ACCOUNTANT
 Date: July 22, 2024 11:05 AM

Certified Correct:

 CHRISTIAN G. TAGUINES
 BUDGET OFFICER
 Date: July 22, 2024 11:05 AM


Recommending Approval By:

 MARC ALEXEI CAESAR BELASOTO BADAJOS, PAE, PH. D.
 VICE PRESIDENT FOR ADMINISTRATION AND FINANCE
 Date: July 22, 2024 03:27 PM


Approved By:

 ALAJINO CUJON MORACA, PH. D.
 SUC PRESIDENT
 Date: July 22, 2024 04:39 PM


QUARTERLY REPORT OF REVENUE AND OTHER RECEIPTS
As at the Quarter Ending June 30, 2024


Department : State Universities and Colleges (SUCs)
 Agency/Entity : Central Philippines State University
 Operating Unit : < not applicable >
 Organization Code (UACS) : 08 063 000000
 Fund Cluster : 07 - Trust Receipts

Classification/Sources of Revenue and Other Receipts	UACS CODE	REVENUE TARGET (Annual) per BESF	Actual Revenue and Other Receipts Collections					Cumulative Remittance/Deposits to Date			Variance		Remarks
			1st Quarter Ending March 31	2nd Quarter Ending June 30	3rd Quarter Ending September 30	4th Quarter Ending December 31	Total	Remittance to BTr	Deposited with AGDB	Total	Amount	%	
1	2	3	4	5	6	7	8=(4+5+6+7)	9	10	11=(9+10)	12=(8-3)	13=(12/3)	14
Trust Receipts		106,700,000.00	2,318,583.24	16,430,100.50	0.00	0.00	18,748,683.74	0.00	18,748,683.74	18,748,683.74	(87,951,316.26)		-82 %
Trust Receipts Deposited with Authorized Government Depository Banks (AGDB)		106,700,000.00	2,318,583.24	16,430,100.50	0.00	0.00	18,748,683.74	0.00	18,748,683.74	18,748,683.74	(87,951,316.26)		-82 %
Income from Other Sources		101,700,000.00	1,967,854.88	16,188,514.05	0.00	0.00	18,156,368.93	0.00	18,156,368.93	18,156,368.93	(83,543,631.07)		-82 %
Other Fees		5,000,000.00	35,150.00	241,586.45	0.00	0.00	276,736.45	0.00	276,736.45	276,736.45	(4,723,263.55)		-94 %
Others		0.00	315,578.36	0.00	0.00	0.00	315,578.36	0.00	315,578.36	315,578.36	315,578.36		0 %
GRAND TOTAL		106,700,000.00	2,318,583.24	16,430,100.50	0.00	0.00	18,748,683.74	0.00	18,748,683.74	18,748,683.74	(87,951,316.26)		-82 %

Certified Correct:

 ERFA B. GETONZO, CPA
 CHIEF ACCOUNTANT
 Date: July 22, 2024 11:05 AM

Certified Correct:

 CHRISTIAN G. TAGUINES
 BUDGET OFFICER
 Date: July 22, 2024 11:05 AM

Recommending Approval By:

 MARC ALEXEI CAESAR BELASOTO BADAJOS, PAE, PH. D.
 VICE PRESIDENT FOR ADMINISTRATION AND FINANCE
 Date: July 22, 2024 03:27 PM

Approved By:

 ALADINO CUIZON MORACA, PH. D.
 SUC PRESIDENT II
 Date: July 22, 2024 04:39 PM